




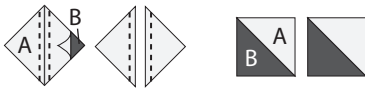
Block 8: Basket of Triangles - Betsy Chutchian

Use (1) light and (1) dark fabric. Fabrics are listed in order of use.

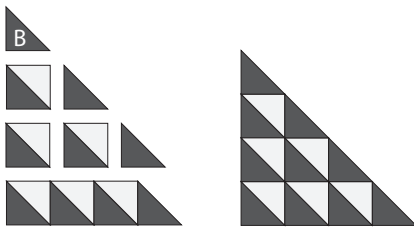
- A - (8) squares, $1\frac{7}{8}$ " x $1\frac{7}{8}$ " (LIGHT)
- B - (10) squares, $1\frac{7}{8}$ " x $1\frac{7}{8}$ " (DARK)
 - cut (2) B squares 
- C - (1) square, $4\frac{7}{8}$ " x $4\frac{7}{8}$ "  (LIGHT)
- D - (2) squares, $1\frac{1}{2}$ " x $1\frac{1}{2}$ " (LIGHT)
- E - (2) rectangles, $1\frac{1}{2}$ " x $4\frac{1}{2}$ " (LIGHT)
-  = cut once diagonally from corner to corner

Assembly

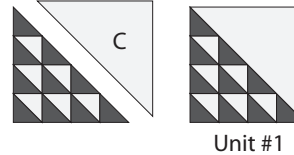
1. Draw a diagonal line, corner to corner, on the wrong side of (1) A square and place it on (1) B square, right sides together; pin in place. Stitch a $\frac{1}{4}$ " seam allowance on each side of drawn line. Cut in half and press toward B. Make (16) pieced squares.



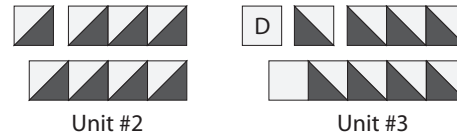
2. Sew (6) pieced squares from Step 1 to (4) B triangles. Sew into rows; press each row in opposite direction. Sew rows together, pressing seams open, to make pieced triangle.



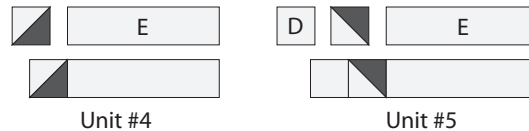
3. Sew pieced triangle from Step 2 to (1) C triangle; press toward pieced triangle. Make (1) Unit #1.




4. Sew (4) pieced squares together from Step 1, as shown. Make (1) Unit #2. Paying attention to orientation, sew (4) more pieced squares together and add D square. Make (1) Unit #3.



5. Sew (1) pieced square from Step 1 to (1) E rectangle, as shown. Make (1) Unit #4. Paying attention to orientation, sew another pieced square to (1) E rectangle and add D square. Make (1) Unit #5.



6. Sew Unit #1 to the bottom of Unit #2; press toward Unit #2. Sew Unit #3 to the right side of Unit #1/2; press toward Unit #3. Sew Unit #4 to the left side of the basket and Unit #5 along the bottom edge to create the Basket of Triangles block measuring $6\frac{1}{2}$ " square.



moda 2017 Block Heads Participating Designers

Lynne Hagmeier of Kansas Troubles

<http://kansastroublesquilters-lynn.blogspot.com/>

Jan Patek

<http://www.janpatekquilts.com/>

Betsy Chutchian

<http://betsysbestquiltsandmore.blogspot.com/>

Lisa Bongean

<http://lisabongean.com/>

Jo Morton

http://jomortonquilts.com/jos_journal/

Carrie Nelson

<http://blog.modafabrics.com>

Share your blocks on social media #modablockheads