

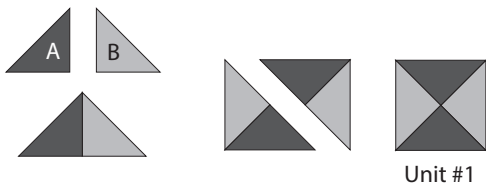
Block 42: Turnstile - Carrie Nelson

Use (1) dark, (1) medium, and (1) light fabric. Fabrics are listed in order of use.

- A - (1) square,  $3\frac{1}{4}'' \times 3\frac{1}{4}''$  ☒ (DARK)
- B - (1) square,  $3\frac{1}{4}'' \times 3\frac{1}{4}''$  ☒ (MEDIUM)
- C - (8) squares,  $2\frac{1}{2}'' \times 2\frac{1}{2}''$  (LIGHT)
- D - (2) rectangles,  $2\frac{1}{2}'' \times 4\frac{1}{2}''$  (DARK)
- E - (2) rectangles,  $2\frac{1}{2}'' \times 4\frac{1}{2}''$  (MEDIUM)
- ☒ = cut twice diagonally, corner to corner

Assembly

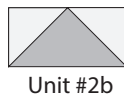
1. Sew (1) A triangle to (1) B triangle; press toward A. Make (2) pieced triangle units. Sew units together as shown to make Unit #1 - it will measure  $2\frac{1}{2}'' \times 2\frac{1}{2}''$ .



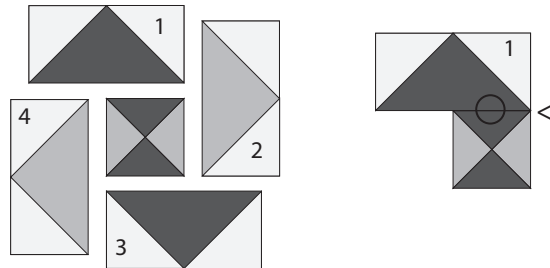
2. Layer (1) C square on one end of (1) D rectangle; pin in place. Stitch diagonally across C square. Trim to a  $\frac{1}{4}''$  seam allowance and press toward D. Repeat for opposite end of D, as shown. Make (2) Flying Geese Unit #2a - each will measure  $2\frac{1}{2}'' \times 4\frac{1}{2}''$ .



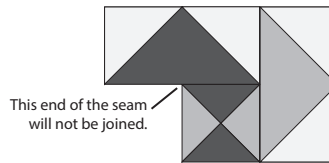
3. Repeat Step 2 using C squares and E rectangles. Make (2) Flying Geese Unit #2b - each will measure  $2\frac{1}{2}'' \times 4\frac{1}{2}''$ .



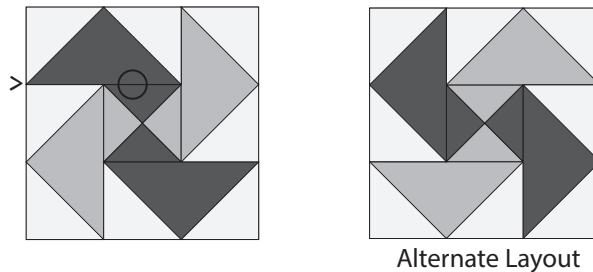
4. Lay out the pieces as shown. Begin sewing the first Geese unit (1) at the <. Stitch only to the circle - a partial seam. Press the seam toward the Geese unit - or open.



5. Join the second Geese unit (2) to the side as shown - a full seam. Press the seam toward the Geese unit - or open.



6. Join the remaining Geese units as shown - both are full seams. Press the seam toward the Geese unit - or open. Now complete the first seam joining Geese unit 1 to the side of Geese unit 4. The block will now measure  $6\frac{1}{2}'' \times 6\frac{1}{2}''$ .



moda 2017 Block Heads Participating Designers

Lynne Hagmeier of Kansas Troubles

<http://kansastroublesquilters-lynn.blogspot.com/>

Jan Patek

<http://www.janpatekquilts.com/>

Betsy Chutchian

<http://betsysbestquiltsandmore.blogspot.com/>

Lisa Bongean

<http://lisabongean.com/>

Jo Morton

[http://jomortonquilts.com/jos\\_journal/](http://jomortonquilts.com/jos_journal/)

Carrie Nelson

<http://blog.modafabrics.com/>

Share your blocks on social media #modablockheads