


moda
2017 BLOCK-OF-THE-WEEK



BLOCK
HEADS

Block 34: House - Jan Patek

Please feel free to use your preferred method of applique. Note: Templates do not include 1/4" seam allowance.

Fabrics are listed in order of use:

- (1) rectangle, 2 1/4" x 6 3/4" (GRASS)
- (1) rectangle, 3 3/4" x 4 1/4" (HOUSE)
- (3) rectangles, 1 1/4" x 4 1/4" (HOUSE LOGS)
- (1) rectangle, 1 1/4" x 1 1/2" (WINDOW)
- (1) rectangle, 1 1/4" x 2" (DOOR)
- (1) square, 1 1/2" x 1 1/2" (CHIMNEY)
- (1) rectangle, 2" x 4 1/2" (ROOF)
- (1) rectangle, 1 3/4" x 3 1/4" (MOON)
- (1) square, 7" x 7" (BACKGROUND)

Freezer Paper-Needleturn Appliqué*

Note: Please read through instructions thoroughly before beginning.

1. Using pattern on Page 2, trace each of your templates onto matte-side of freezer paper and cut out.
2. Center freezer paper templates, matte-side facing up, onto the RIGHT side of the fabric; press in place.
3. Adding 1/4" seam allowance, cut freezer paper templates from fabric.
4. Trace around the outside edge of the freezer paper templates onto the fabric with a colored pencil or chalk; this will assist with needleturn appliqué. Tip: Use a sandpaper board underneath for stability as you trace around the template shape.
5. Peel off freezer paper.
6. Fold the 7" x 7" square backing fabric in half by matching top and bottom edges; finger press. Open fabric square and then fold in half again by matching side edges; finger press.
7. Working with one shape at a time, center and place shape onto the background fabric. Pin, glue, or baste in place and then needleturn appliqué to the background fabric. Continue this process with all shapes until finished. Note: See link, below, for Jan's instructions on how to make points (for grass and moon).

Finish

8. Gently press finished appliqué block.
9. Center block and trim to 6 1/2" x 6 1/2".

*Learn to **Appliqué Like a Pro** by subscribing to Jan's tutorials for freezer paper and needleturn appliqué on YouTube:

<http://www.youtube.com/user/janpatekquilts>

Jan shows you how to appliqué points. Visit:

<https://www.youtube.com/watch?v=whsjyGgS1Y4>

moda

2017 Block Heads Participating Designers

Lynne Hagmeier of Kansas Troubles

<http://kansastroublesquilters-lynn.blogspot.com/>

Betsy Chutchian

<http://betsysbestquiltssandmore.blogspot.com/>

Jo Morton

http://jomortonquilts.com/jos_journal/

Jan Patek

<http://janpatek.blogspot.com/>

Lisa Bongean

<http://lisabongean.com/>

Carrie Nelson

<http://blog.modafabrics.com>


Share your blocks on social media #modablockheads

moda

MODAFABRICS.COM

#showmethemoda

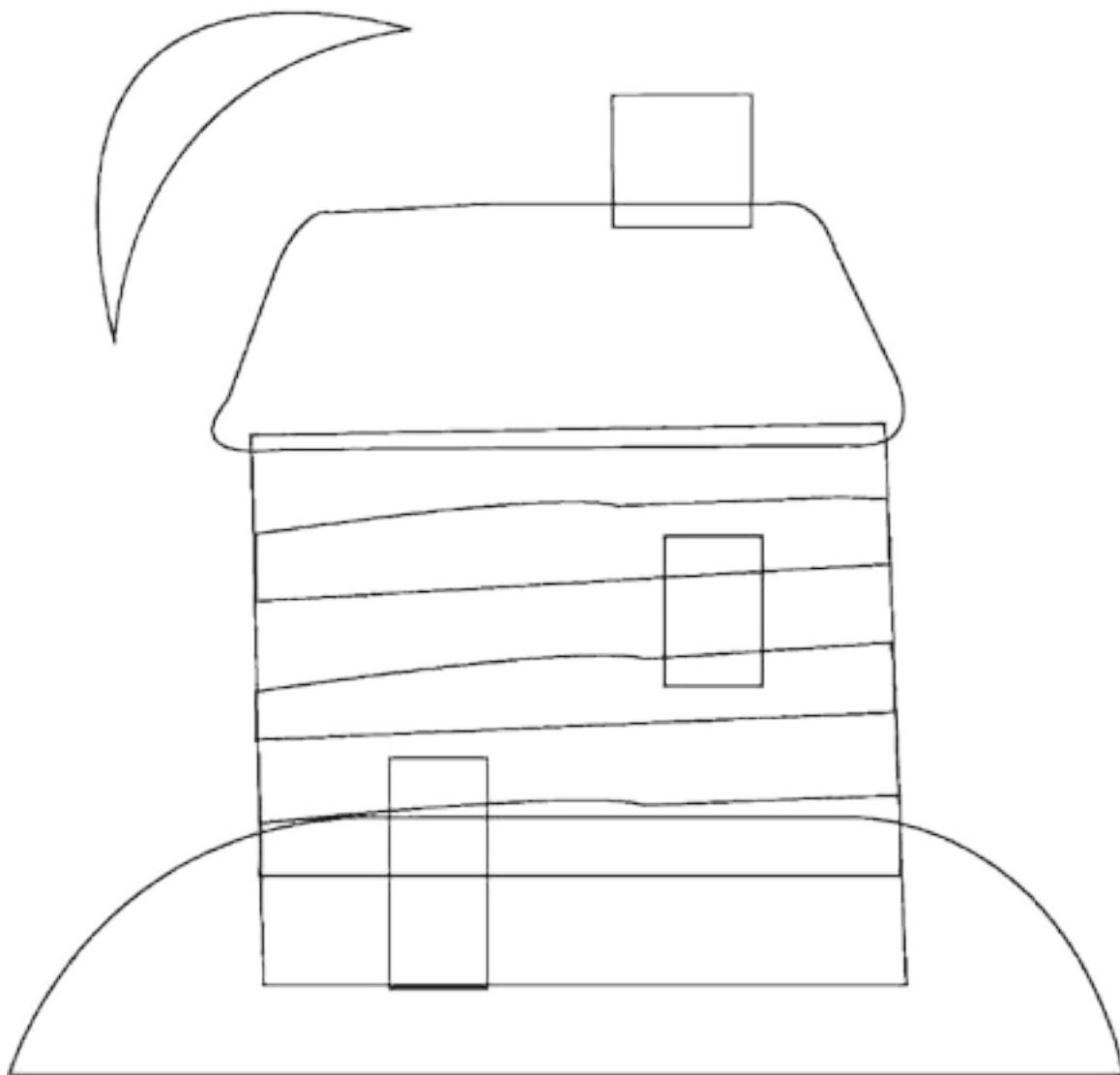
moda
2017 BLOCK-OF-THE-WEEK



BLOCK
HEADS

Block 34: House - Jan Patek

Please feel free to use your preferred method of applique. Note: Templates do not include 1/4" seam allowance.



moda

2017 Block Heads Participating Designers

Lynne Hagmeier of Kansas Troubles

<http://kansastroublesquilters-lynn.blogspot.com/>

Betsy Chutchian

<http://betsysbestquiltssandmore.blogspot.com/>

Jo Morton

http://jomortonquilts.com/jos_journal/

Jan Patek

<http://janpatek.blogspot.com/>

Lisa Bongean

<http://lisabongean.com/>

Carrie Nelson

<http://blog.modafabrics.com>

Share your blocks on social media #modablockheads

moda

MODAFABRICS.COM

#showmethemoda